



欢迎订购本产品! 在您开始安装本产品之前, 请先阅读该说明书

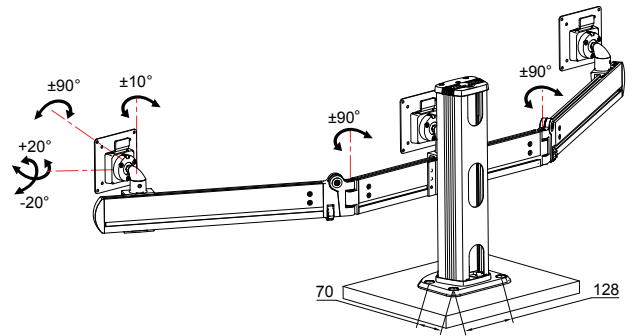
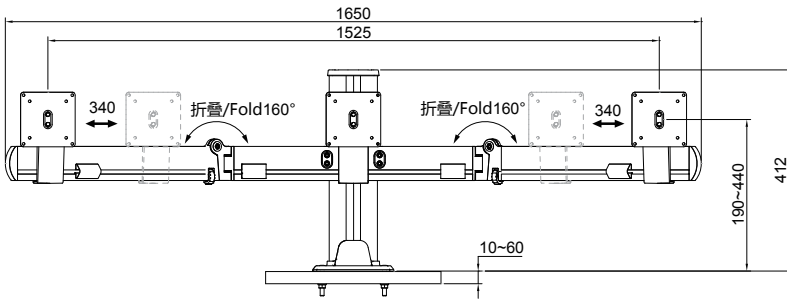
Thanks for buying the product. please read this manual carefully before you start installing this product.

技术参数 / Spec Data

										穿夹桌面厚度 (mm) Desk Thickness
显示器尺寸 LCD Size	承重范围(kg) Weight Capacity	升降(mm) Height Adjust	俯仰角度 Tilt	左右摆动 Swivel	旋转 Pivot	VESA	包装箱尺寸 (mm) Packing Size	净重(kg) Net Weight	毛重(kg) Gross Weight	穿孔范围 Thr-desk Scope
两屏 Two Screen	≤15	250	±20°	±10°	±90°	75*75	632*612*175	6	8	10~60
三屏 Three Screen						100*100				
≤50"	≤32"									

产品外形尺寸 / Product Dimension

单位/Unit: mm



产品配件清单 / Parts List

序号 No.	部件示意图 Image	部件名称 Part No.	部件数量 Quantity
A		CL0508	1
B		CL0106	1
C		CK100-1000	3
D		S100-1000	3

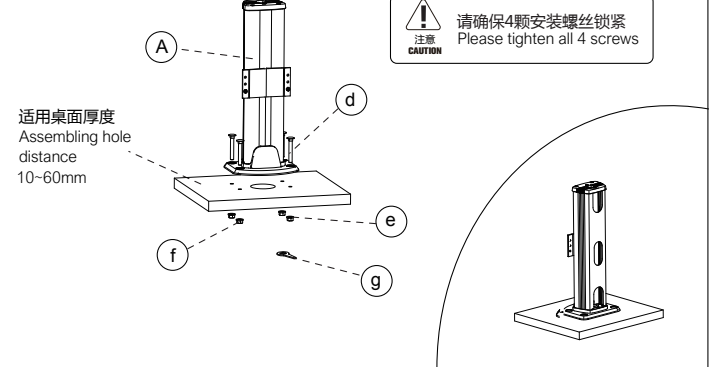
产品配件清单 / Parts List

序号 No.	部件示意图 Image	部件名称 Part No.	部件数量 Quantity
a		FH-818-4×12	12
b		CL-AL-38	2
c		BXG-912-6×20	4
d		DX-14-8×80	4
e		DX-97-M8	4
f		DX-889-M8	4
g		E-FE-16	1
h		DN-TBS-M5	1
i		DN-BS-M3	1

安装步骤 / Installation Procedure

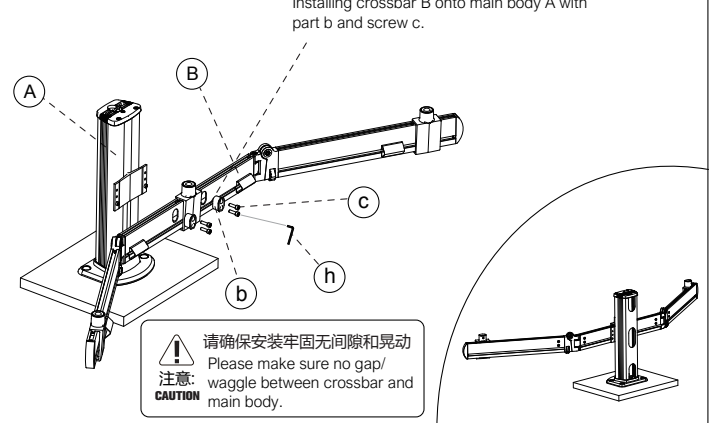
1 立柱安装

Main body assembly



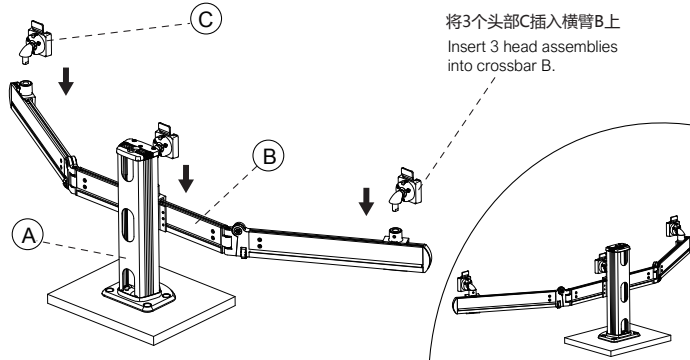
2 横臂安装

Crossbar Installation

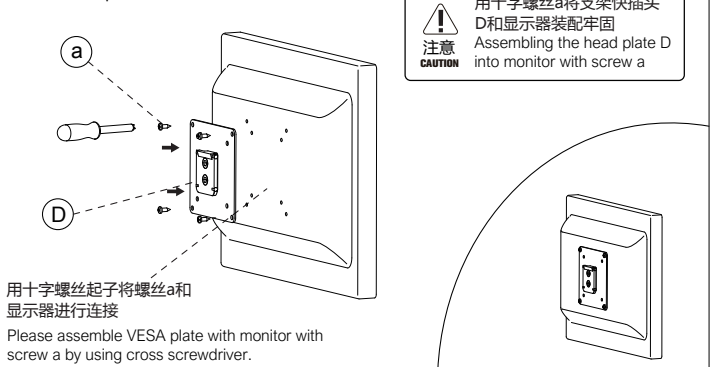


安装步骤 / Installation Procedure

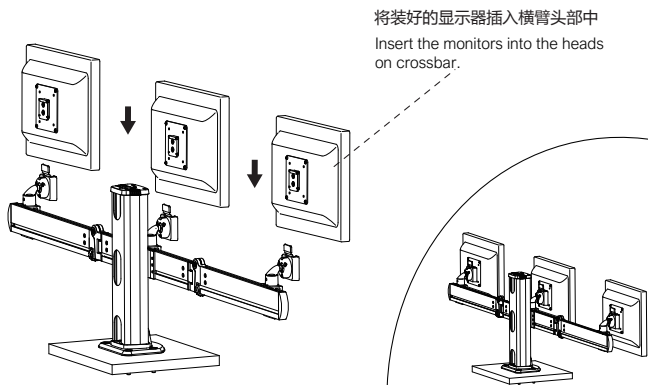
3 头部安装 Head Installation



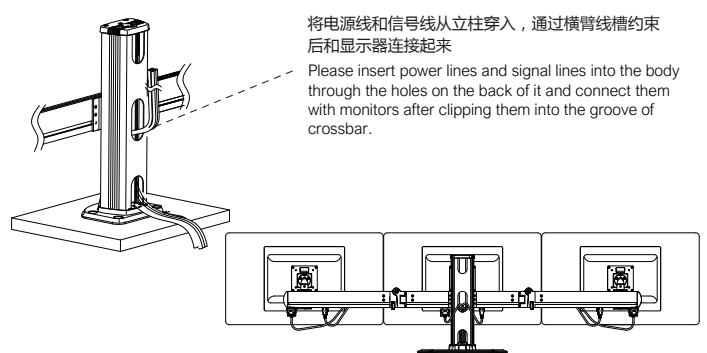
4 显示背板安装 VESA plate installation



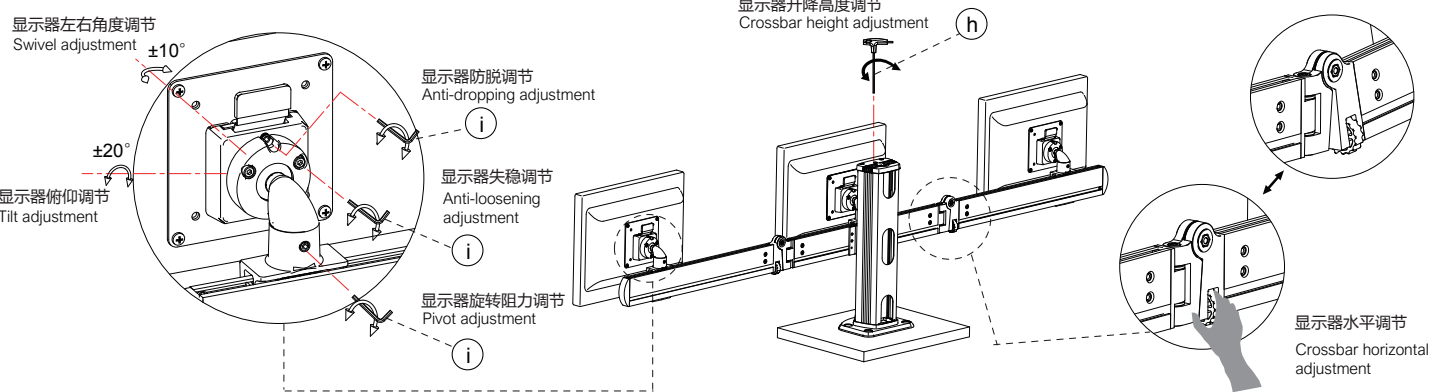
5 显示器安装 Installation of monitor



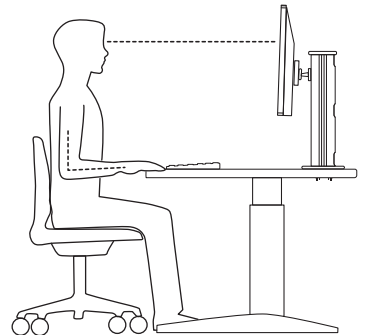
6 过线安装 Cable management



调节步骤 / Adjustment procedures



1. 不要超过额定承重，否则可能会造成显示器损坏或人身伤害。
1. Never overload it. Otherwise, it may cause damage to monitor or human body.
2. 请务必按照说明书的要求来安装，不正确的安装可能会导致产品损坏或人身伤害。
2. Please strictly follow the procedures in this manual for installation. Wrong installation may cause damage to product or human body.
3. 请使用我们配备的工具和配件安装，否则可能会造成产品损坏。
3. Please use the tools and parts provided by us. Otherwise, it may cause damage to product.
4. 确保安装基座能够安全支撑设备和所有配件的重量。
4. Make sure you desk/table is strong enough to support the product and all its parts.
5. 本产品包含小的部件，如果被吞咽会造成严重人身伤害，请放置在儿童接触不到的地方。
5. This product contains small parts. It will cause personal injury if swallowed. Please put them beyond the places children can reach.
6. 请勿在支架组装完成前，安装显示器。
6. Please install monitor after assembling this product.
7. 在调节显示器前请确认显示器是否已经固定牢固。
7. Please make sure you monitor is fixed properly before you adjust it.
8. 不要擅自拆开或更换支架臂。
8. Please don't disassemble or exchange the arm of this product arbitrarily.



生产公司：福建九兆智能科技有限公司

Manufacturer: FUJIAN ETERNAL INTELLIGENT TECHNOLOGY CO., LTD

生产地址：福建省漳州市长泰经济开发区兴泰工业园区103号

Address: No 103, Xingtai Industrial Park, Changtai Economic Development Zone, Zhangzhou City, Fujian Province.

销售公司：上海慧想办公用品有限公司

Sales Company: Shanhai Thinkwise Industrial Co., Ltd

联系地址：上海市浦东新区川宏路230号12号楼

Address: Building 12, No. 230 Chuanhong Road, Pudong new district, Shanghai City.

服务电话/Telephone: 400-600-5155

网址/Homepage: www.thinkwise.com.cn